

# cardiolife

Defibrillators TEC-5600 series

Improving quality  
of resuscitation



*Fighting Disease with Electronics*

 **NIHON KOHDEN**



Transitioning back to Life





# Saving Life

## Shock Efficiency on Demand

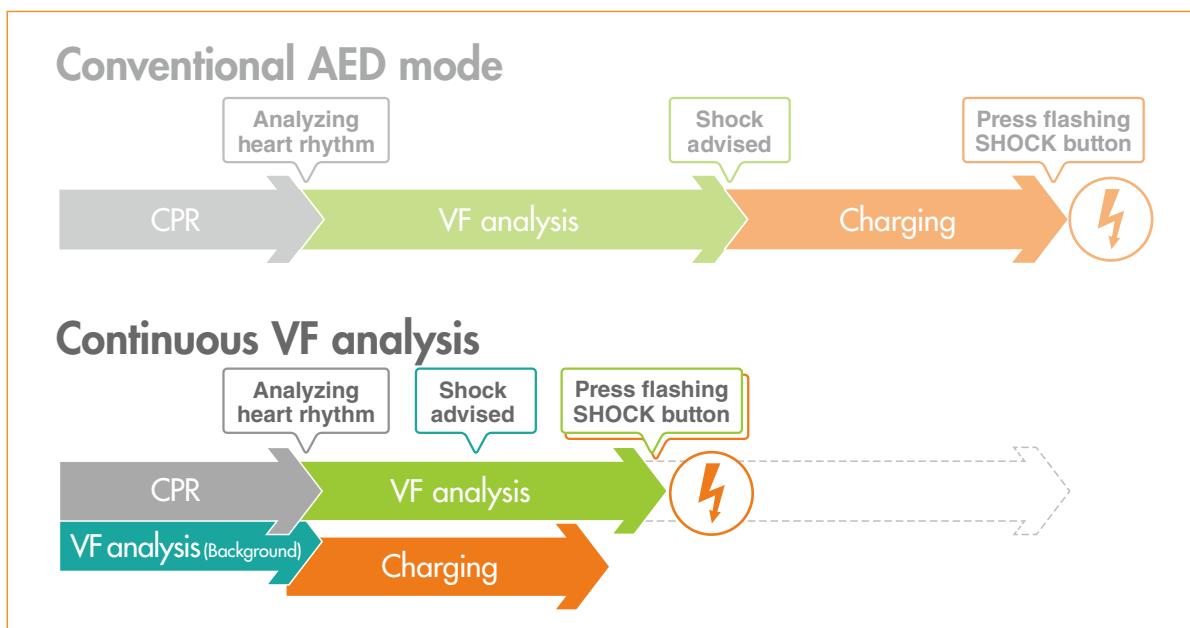
### Fast shocks and continuous observation

**Less than 4 seconds:** It takes less than 4 seconds to charge 200 J with either AC power or a fully charged new battery. Faster charging time helps you deliver energy quickly when VF is observed.

**3 seconds:** ECG baseline recovers within 3 seconds after defibrillation. The defibrillation result and patient condition can be monitored quickly.

### Even in AED mode...

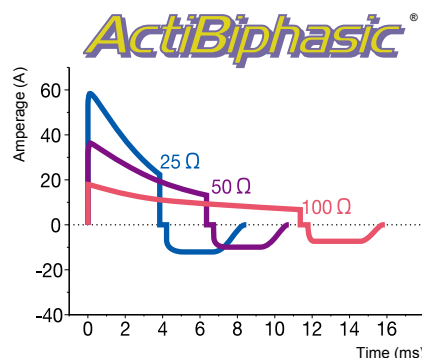
**Continuous VF analysis** is available on TEC-5600 series. With this function, the ECG waveform can be analyzed even during CPR and energy charging starts before the shock is advised. This helps you deliver faster defibrillation than ever before.



### For more effective defibrillation...

**20 ms:** It is important for effective defibrillation to deliver all the necessary energy to patient within 20 ms.

Nihon Kohden's unique ActiBiphasic® technology keeps the 2nd phase duration within 4 ms. This reduces total energy delivery duration close to 20 ms even in high impedance patients.

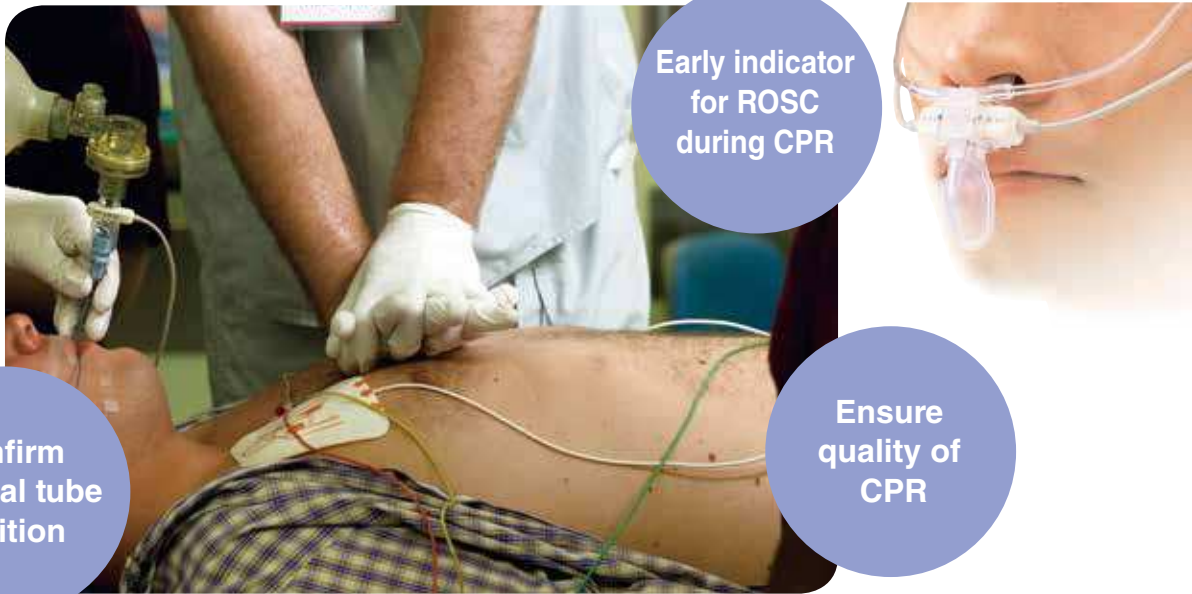


# Restoring Life

## Assure Effectiveness of Resuscitation

### Ensure advanced airway management and high quality CPR

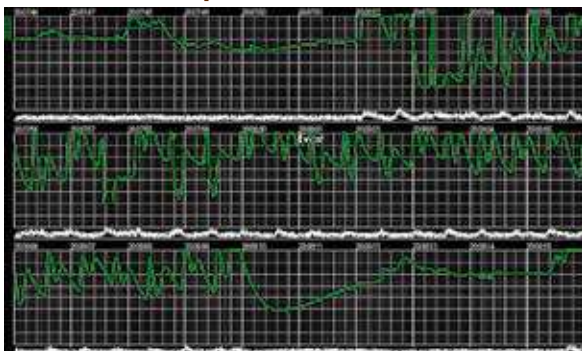
Nihon Kohden's cap-ONE® is the world's smallest and lightest mainstream CO<sub>2</sub> **cap-ONE®** sensor. It is suitable for emergency sites because of the simple heater-less design. This CO<sub>2</sub> sensor has a fast response which is helpful to confirm tracheal tube position, ensure quality of CPR and be an early indicator for ROSC during CPR as recommended by international guidelines.




### Minimize pause during CPR

Nihon Kohden's pads, P-700 series are less affected by baseline drift during CPR compared to conventional pads. They minimize the CPR pause period as ECG waveforms can be seen even under chest compressions.

#### Conventional pads



#### P-700 series pads





# Sustaining Life

## Post Cardiac Arrest Management

### You won't miss arrhythmia...

Nihon Kohden's ec1 arrhythmia analysis algorithm can drastically reduce false alarms. You won't miss arrhythmia by using TEC-5600 series with high reliability arrhythmia alarms.



Arrhythmia detection is indicated by the alarm indicator, alarm sound and alarm message on the screen.

### Decision support of post cardiac arrest

The ECG of before and after defibrillation can be reviewed on a PC with optional viewer software. The data help the doctor determine the treatment for a patient who is brought to the hospital after collapsing outside the hospital.



### Smart transportation

ECG, CO<sub>2</sub> and SpO<sub>2</sub> sensors and cables of TEC-5600 series defibrillators can be used interchangeably with TEC-8300 series defibrillators and Nihon Kohden patient monitors. You don't need to change sensors and cables on the patients; just connect them to the other devices for smooth transportation.



# Every Mom

## Always be ready

The status indicator informs you of daily and monthly self-test results. This helps keep your defibrillator always working and ready for its critical role in resuscitation.

The most critical component, the high voltage capacitor, has a unique high reliability design. The high voltage capacitor is divided into thousands of individual cells to prevent sudden, total failure of the capacitor. Even if any part fails, the remaining cells can still provide shock.



## Intuitive operation

The control dial provides intuitive operation for energy selection and mode selection such as AED, MONITOR, SETUP, BASIC CHECK and PACING modes.



An onscreen operation guide makes TEC-5600 series defibrillators extremely easy to use. Illustrations provide more information than simple alarm messages. For example, a "CONNECTOR OFF" technical alarm message advises how to resolve the problem.

The guide also shows the recommended measurement method for each parameter.



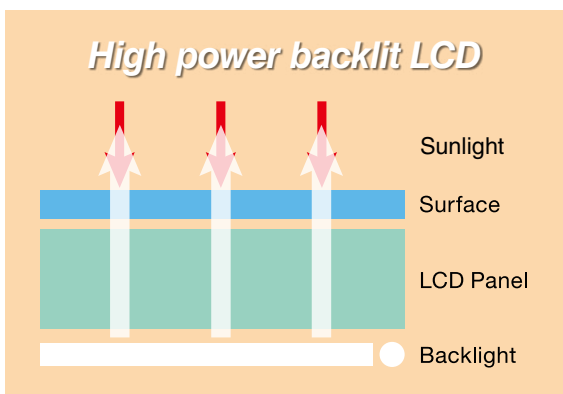


# ent Counts

## Always visible

The emergency environment is not always favorable to defibrillators. Outside the ambulance, the daylight can interfere with LCD screen visibility.

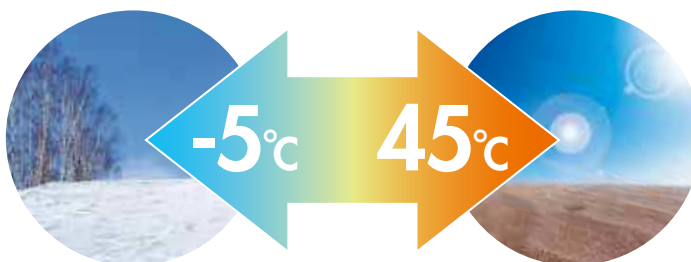
With a high power backlit LCD, TEC-5600 series provide clear visibility even under strong sunlight.



Conventional display: 450 cd/m<sup>2</sup>, TEC-5600 display: 1000 cd/m<sup>2</sup>

## Wide range of operation environments

- Operating temperature



- High waterproof property and high dust resistance based on IP44

\*TEC-5621 and TEC-5631 with a pad adapter, TEC-5611

Applicable when connecting all patient cables



- Vibration:
  - MIL-STD-810F 514.5 Category 4 (Truck Restrained Cargo)
  - MIL-STD-810F 514.5 Category 9 (Helicopter)

## Lineup

	External Paddle	Disposable Pad	Internal Paddle	3/6 Lead ECG	Cardioversion	AED mode	Recorder	SpO <sub>2</sub> (option)	CO <sub>2</sub> (option)	External Pacing
TEC-5601	✓							✓	✓	
TEC-5611		✓		✓	✓	✓	✓	✓	✓	
TEC-5621	✓	(option)	(option)	✓	✓	✓	✓	✓	✓	
TEC-5631	✓	(option)	(option)	✓	✓	✓	✓	✓	✓	✓

## Specifications

Dimensions	311 (W) × 288 (H) × 242 (D) mm
Weight	TEC-5601: 6.4 kg (Including battery and external paddle)
	TEC-5611: 5.7 kg (Including battery)
	TEC-5621: 6.8 kg (Including battery and external paddle)
	TEC-5631: 6.9 kg (Including battery and external paddle)
Display	6.5 inch color LCD
Energy selection	2 - 270 J
Battery operating time	180 minutes continuous monitoring
	100 discharges at 270 J
	120 minutes fixed mode pacing (180 pulses/min, 200mA)
Charging time	Less than 4 seconds to 200 J (in both AC and fully charged battery operation)


## Major options



Cart, KD-561V



CO<sub>2</sub> sensor kit, TG-970P [P909]



CO<sub>2</sub> sensor kit, TG-920P [P907]



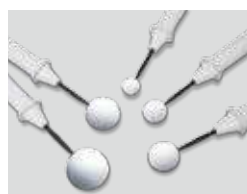
SpO<sub>2</sub> connection cord, JL-900P [K931]



Multi parameter/SpO<sub>2</sub> unit, QI-564V



Disposable pads for adult/pediatric [H329]



Internal paddle electrode, ND-86x series

Battery pack, NKB-301V [X065]  
 Battery charger, SB-551V  
 Bluetooth module, QI-832V  
 SD card, [Y154D]

Defibrillation report viewer (ECG and voice), QP-551VK  
 Upgrade kit for arrhythmia analysis software, QS-831V  
 Bed rail hook, YZ-047H4  
 Gel holder kit, YZ-025H0  
 Wall mount, KG-561V

SD is a trademark of SD-3C, LLC.

This brochure may be revised or replaced by Nihon Kohden at any time without notice.



**NIHON KOHDEN CORPORATION**  
 1-31-4 Nishiochiai, Shinjuku-ku, Tokyo 161-8560, Japan  
 Phone +81 (3) 5996-8036 Fax +81 (3) 5996-8100  
 www.nihonkohden.com